

STATEMENT OF APPROPRIATIONS, ALLOTMENTS, OBLIGATIONS, DISBURSEMENTS AND BALANCES

As at the Quarter Ending June 30, 2021

Department : State Universities and Colleges (SUCs)
Agency/Entity : Negros Oriental State University
Operating Unit : < not applicable >
Organization Code (UAACS) : 08 072 0000000
Fund Cluster : 01 Regular Agency Fund

Legend table with categories: X Current Year Appropriations, Supplemental Appropriations, Continuing Appropriations

(e.g. UAACS Fund Cluster: 01-Regular Agency Fund, 02-Foreign Assisted Projects Fund, 03-Special Account-Locally Funded/Domestic Grants Fund, and 04-Special Account-Foreign Assisted/Foreign Grants Fund)

Main data table with columns: Particulars, UAACS CODE, Appropriations, Allotments, Current Year Obligations, Current Year Disbursements, Balances, Unpaid Obligations. Includes rows for Construction of Dormitory, Expansion of 60 Classrooms, and various MOOE items.

STATEMENT OF APPROPRIATIONS, ALLOTMENTS, OBLIGATIONS, DISBURSEMENTS AND BALANCES
As at the Quarter Ending June 30, 2021

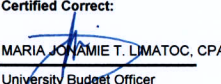
Department : State Universities and Colleges (SUCs)
 Agency/Entity : Negros Oriental State University
 Operating Unit : < not applicable >
 Organization Code (UACS) : 08 072 0000000
 Fund Cluster : 01 Regular Agency Fund

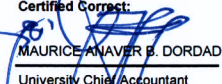
X	Current Year Appropriations
	Supplemental Appropriations
	Continuing Appropriations

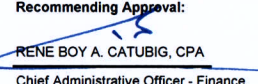
(e.g. UACS Fund Cluster: 01-Regular Agency Fund, 02-Foreign Assisted Projects Fund, 03-Special Account-Locally Funded/Domestic Grants Fund, and 04-Special Account-Foreign Assisted/Foreign Grants Fund)


Particulars	UACS CODE	Appropriations					Allotments					Current Year Obligations					Current Year Disbursements					Balances			
		Authorized Appropriations	Adjustments (Transfer To / From, Modifications / Augmentations)	Adjusted Appropriations	Allotments Received	Adjustments (Reductions, Modifications / Augmentations)	Transfer To	Transfer From	Adjusted Total Allotments	1st Quarter Ending March 31	2nd Quarter Ending June 30	3rd Quarter Ending Sept. 30	4th Quarter Ending Dec. 31	TOTAL	1st Quarter Ending March 31	2nd Quarter Ending June 30	3rd Quarter Ending Sept. 30	4th Quarter Ending Dec. 31	TOTAL	Unreleased Appro	Unobligated Allotments	Unpaid Obligations(15-20)=(23+24)			
																						Due and Demandable	Not Yet Due and Demandable		
1	2	3	4	5=(3+4)	6	7	8	9	10=[(6+(-17)-8+9)]	11	12	13	14	15=(11+12+13+14)	16	17	18	19	20=(16+17+18+19)	21	22	23	24		
GRAND TOTAL		941,094,000.00	0.00	941,094,000.00	843,734,000.00	0.00	0.00	0.00	843,734,000.00	132,304,032.39	108,966,508.78	0.00	0.00	241,270,541.17	131,898,456.01	105,882,923.08	0.00	0.00	237,681,379.09	97,360,000.00	602,463,458.83	2,578,840.88	1,010,321.20		
PS		487,629,000.00	0.00	487,629,000.00	391,269,000.00	0.00	0.00	0.00	391,269,000.00	78,077,044.26	100,192,613.72	0.00	0.00	178,269,657.98	77,968,767.36	100,190,463.72	0.00	0.00	178,159,231.10	96,360,000.00	212,969,342.02	110,426.88	0.00		
MCOE		96,427,000.00	0.00	96,427,000.00	95,427,000.00	0.00	0.00	0.00	95,427,000.00	4,226,888.13	8,773,895.06	0.00	0.00	13,000,883.19	3,729,688.63	5,792,459.36	0.00	0.00	9,522,147.99	1,000,000.00	82,426,116.81	2,468,414.00	1,010,321.20		
CO		357,038,000.00	0.00	357,038,000.00	357,038,000.00	0.00	0.00	0.00	357,038,000.00	50,000,000.00	0.00	0.00	0.00	50,000,000.00	0.00	0.00	0.00	0.00	50,000,000.00	0.00	307,038,000.00	0.00	0.00		
Recapitulation by OO:																									
I. Agency Specific Budget		651,906,000.00	(149,308.65)	651,756,691.35	650,906,000.00	(149,308.65)	0.00	0.00	650,756,691.35	102,801,725.17	77,841,659.04	0.00	0.00	180,643,384.21	102,693,448.29	75,625,297.34	0.00	0.00	178,318,745.63	1,000,000.00	470,113,307.14	2,000,615.88	324,022.70		
HIGHER EDUCATION PROGRAM		639,246,000.00	(51,472.13)	638,694,527.87	638,246,000.00	(51,472.13)	0.00	0.00	637,694,527.87	100,478,481.39	76,205,135.53	0.00	0.00	176,683,616.92	100,370,204.51	73,988,773.83	0.00	0.00	174,358,978.34	1,000,000.00	461,010,910.95	2,000,615.88	324,022.70		
ADVANCED EDUCATION PROGRAM		3,002,000.00	400,929.70	3,402,929.70	3,002,000.00	400,929.70	0.00	0.00	3,402,929.70	1,389,492.71	646,496.46	0.00	0.00	2,035,989.17	1,389,492.71	646,496.46	0.00	0.00	2,035,989.17	0.00	1,366,940.53	0.00	0.00		
RESEARCH PROGRAM		7,730,000.00	616.89	7,730,616.89	7,730,000.00	616.89	0.00	0.00	7,730,616.89	756,643.66	844,659.97	0.00	0.00	1,601,303.63	756,643.66	844,659.97	0.00	0.00	1,601,303.63	0.00	6,129,313.26	0.00	0.00		
TECHNICAL ADVISORY EXTENSION PROGRAM		1,928,000.00	616.89	1,928,616.89	1,928,000.00	616.89	0.00	0.00	1,928,616.89	177,107.41	145,367.08	0.00	0.00	322,474.49	177,107.41	145,367.08	0.00	0.00	322,474.49	0.00	1,606,142.40	0.00	0.00		

This report was generated using the Unified Reporting System on 28/07/2021 07:03 version.FAR1.2.5 ; Status : SUBMITTED

Certified Correct:

 MARIA JONAMIE T. LIMATOC, CPA
 University Budget Officer
 Date: 2021-07-28 14:56:07

Certified Correct:

 MAURICE ANAVER B. DORDADO, CPA
 University Chief Accountant
 Date: 2021-07-28 14:56:07

Recommending Approval:

 RENE BOY A. CATUBIG, CPA
 Chief Administrative Officer - Finance
 Date:

Approved By:

 JOEL P. LIMSON, PH.D.
 University President
 Date: